



Husqvarna®



Husqvarna PG 690 RC

The PG 690 RC is a remote controlled, powerful floor grinder but still compact enough to pass through a standard door (total width: 26 in / 67 cm). The remote control sets the operator free to manage hoses and cables while still grinding, for up to 40% higher productivity. The motorised drive also simplifies transportation. This is the go-to-choice for most grinding jobs, both industrial and commercial. The planetary drive system and the improved, Husqvarna-unique Dual Drive Technology™ deliver excellent grinding performance. Adjustable weights for extra grinding pressure and LED lights are optional. Suitable for all applications: floor prep, grinding and polishing. A high performing machine for the HiPERFLOOR® concrete polishing system. To maximise reliability and reduce maintenance, the vital components of the PG 690 are protected against dust and slurry inside the hermetically sealed grinding head and electrical cabinet.

Motor

Rated input power	12,5 kW
Rated current	30 A
Voltage	380-415 V
Phases	3
Pins	3P+E

Other

Grinding disc diameter	270 mm
Direction of rotation	Independent FWD/REV direction control on both grinding discs and planetary head.
Number of grinding discs	3

Dimensions

Product size length	1320 mm
Product size width	670 mm
Product size height	1155 mm
Weight	598 kg

Articles for PG 690 RC

Husqvarna PG 690 RC

967 97 76-01

Features for PG 690 RC

Enhanced Dual Drive Technology™

Husqvarna's unique Dual Drive Technology™ has now even higher disc speed capabilities. It enables you to individually control the speed and direction of the disc rotation and the speed and direction of the grinding head.

Sealed to last



Sealed grinding head with 1000 hrs service interval. No dust or water can intrude to damage components.

Protected electronics




Dust sealed electrical cabinet with external cooling technology.

Low maintenance, smooth operation




Re-designed Dual Drive Technology™ transmission, fully sealed against dust. Self lubricating drive chain.

Recommended tools for PG 690 RC




G1420 3PCS




G1410 3 PCS



G1440 3PCS



G1470 3PCS



G1480 3PCS

Concrete hard	● ● ●	● ● ●	● ○ ○		
Concrete medium	● ○ ○		● ● ○	● ○ ○	
Concrete soft				● ● ●	● ● ○
Paint and thin epoxy	● ● ○	● ○ ○	● ● ●	● ○ ○	● ○ ○
Plastic-like ceramic glues	● ○ ○		● ● ●		

Porous ceramic glues				● ● ●	● ● ○
Rain-damaged concrete				● ● ○	● ● ●
Semi-polished concrete	● ○ ○	● ● ●			
Thick epoxy	● ○ ○	● ○ ○	● ● ●	● ○ ○	
Vinyl glues	● ● ○	● ○ ○	● ● ●	● ○ ○	● ○ ○



P1200 series for PG machines



BHT 270



CP 1200 series



HiperFlex FP40



HiperFlex FP80

Concrete				● ● ●	
Concrete hard	● ● ○	● ● ●	● ● ○	● ● ●	
Concrete medium	● ● ●	● ● ●	● ● ●	● ● ○	
Concrete soft	● ● ○	● ● ●	● ● ○		
Marble					● ● ●
Paint and thin epoxy		● ● ●		● ● ○	
Plastic-like ceramic glues		● ● ●		● ● ○	
Porous ceramic glues		● ● ●			
Rain-damaged concrete		● ● ●			
Semi-polished concrete		● ● ●			
Terrazzo	● ○ ○				● ● ●
Thick epoxy		● ● ●			
Vinyl glues		● ● ●		● ● ●	



HiperFlex FT80

Concrete	● ● ●
Concrete medium	● ● ○
Concrete soft	● ● ●
Terrazzo	● ● ●