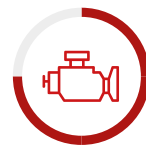




MINELLI



# M40



205 kW



11,7-16 m



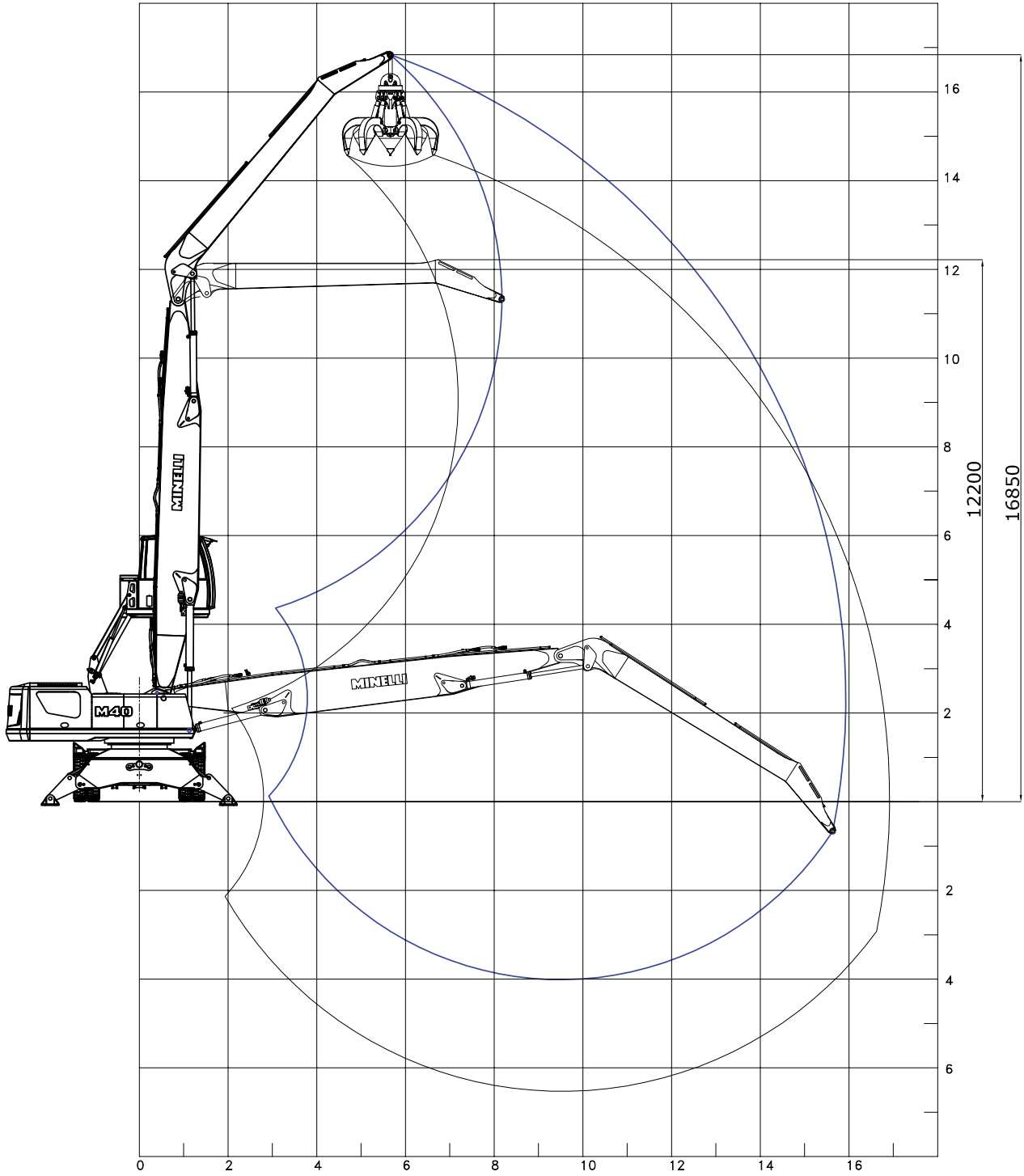
40 t

M40

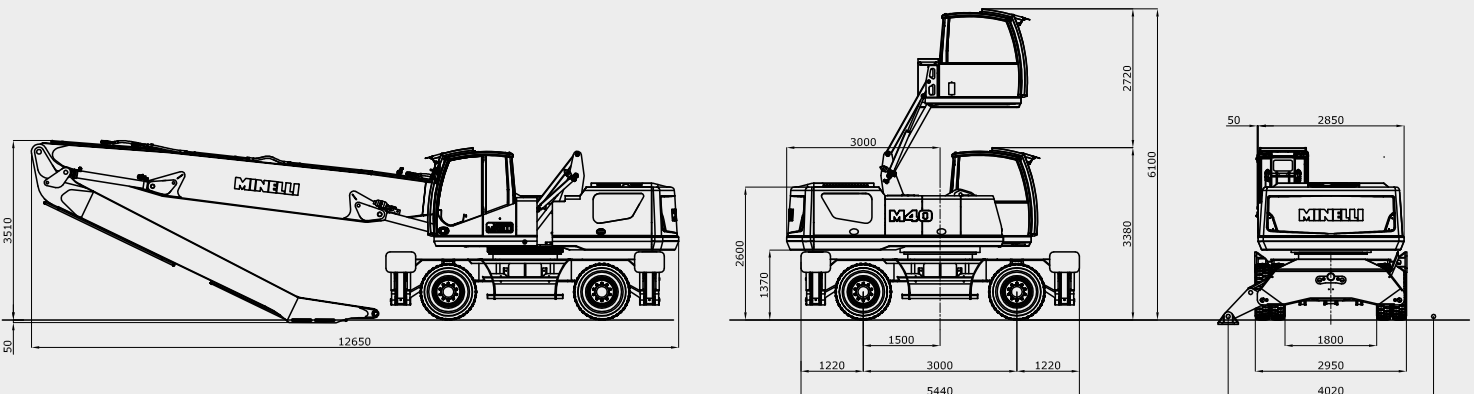
EN

360°

# WORKING AREA M40.16



## TRANSPORT DIMENSIONS



## LOAD CAPACITY (t)

Height [m]	Undercarriage Configuration	Outreach [m]								
		3	4,5	6	7,5	9	10,5	12	13,5	15
15	On wheels	-	-	-	5,0	4,0	-	-	-	-
	Stabilized (on outriggers)	-	-	-	6,1	4,9	-	-	-	-
13,5	On wheels	-	-	-	-	4,0	3,4	-	-	-
	Stabilized (on outriggers)	-	-	-	-	6,0	4,9	-	-	-
12	On wheels	-	-	-	-	4,1	3,4	2,6	-	-
	Stabilized (on outriggers)	-	-	-	-	6,4	5,5	4,6	-	-
10,5	On wheels	-	-	-	-	4,1	3,4	2,6	2,2	-
	Stabilized (on outriggers)	-	-	-	-	6,4	5,6	5,0	4,1	-
9	On wheels	-	-	-	-	4,0	3,3	2,6	2,2	-
	Stabilized (on outriggers)	-	-	-	-	6,5	5,6	5,0	4,3	-
7,5	On wheels	-	-	-	5,4	3,9	3,3	2,5	2,1	1,7
	Stabilized (on outriggers)	-	-	-	7,7	6,6	5,8	5,1	4,4	3,6
6	On wheels	-	-	7,7	5,4	3,8	3,2	2,5	2,1	1,7
	Stabilized (on outriggers)	-	-	9,5	8,0	6,7	5,9	5,1	4,4	3,7
4,5	On wheels	-	10,2	7,1	5,2	3,7	3,0	2,4	2,0	1,6
	Stabilized (on outriggers)	-	14,2	10,3	8,3	6,9	6,0	5,1	4,4	3,7
3	On wheels	-	9,8	6,7	4,8	3,6	2,9	2,3	1,9	1,6
	Stabilized (on outriggers)	-	14,1	11,0	8,7	7,1	6,1	5,1	4,3	3,7
1,5	On wheels	-	9,4	6,1	4,6	3,5	2,8	2,2	1,8	1,5
	Stabilized (on outriggers)	-	14,0	11,4	8,9	7,2	6,1	5,1	4,3	3,6
0	On wheels	11,0	9,0	6,0	4,5	3,5	2,8	2,2	1,8	1,5
	Stabilized (on outriggers)	15,0	13,9	11,0	8,7	7,2	6,1	5,1	4,3	3,6
-1,5	On wheels	-	8,0	5,9	4,4	3,5	2,8	2,2	1,8	-
	Stabilized (on outriggers)	-	9,0	8,0	8,5	7,1	5,9	4,9	4,2	-
-3	On wheels	-	-	5,7	4,3	3,4	2,7	2,1	-	-
	Stabilized (on outriggers)	-	-	6,8	8,0	6,6	5,5	4,8	-	-

Height [m]	Undercarriage Configuration	MAX outreach [m]	
			16,0
2	On wheels		1,4
	Stabilized (on outriggers)		3,5

Loads are shown in Ton (t). With reference to ISO 10567 standard, load values refer to a maximum of 75% of the tipping load or to 87% of the hydraulic lifting force. The indicated loads must be understood with stationary machines, blocked axles on flat solid ground, valid for 360°. The equipment is an integral part of the load.

## WEIGHT & DIMENSION

Operating weight - M40.16, 3000 mm-wide undercarriage with front and rear outriggers	40 t
Model operating weight	38 - 42 t
Max width	3000 - 3200 mm
Wheel distance	3000 - 3200 mm
Max outreach	16 m

## DIESEL ENGINE

Brand & Type	PK 1206J-E70TTA
Emissions standard	<b>EU STAGE V*</b>
Number of cylinders	6 L
Air intake	Turbo Aftercooler
Valves/cylinder	4
Capacity	7000 cc
Max power (2200 rpm)	205 kW (280 CV)
Max torque (1500 rpm)	1257 Nm
Cooling	water cooling
Electric system	24 V
Battery	2 x 12 V / 100 Ah / 810 A
Full load consumption	204 g/kW

\***Max emissions (g/kWh):**  $NO_x = 0,4$  /  $NMHC = 0,19$  /  $CO = 5$  /  $PM$  (particulate) = 0,015.

A compact design and an efficient pipes insulation system enable a safe and easy access to compartments.

PowerCore® air filter with microcyclone prefilter. Completely soundproofed engine compartment. Sound power according to 2000/14/EC e 2005/88/EC.

- ☑ Automatic battery switch.
- ☑ Integrated diagnostic system.
- ☑ Auto Idling.
- ☑ Fuel filter with water drain and fuel preheating.
- Reversible fan drive kit.
- 24 V dc Water Heater.
- Fuel electric pump.

## HYDRAULIC SYSTEM

**Linde "Load Sensing" System** for **synchronized movements**, regardless from the load and without any mutual influence. The system allows **precise control**, it ensures **better comfort** for the operator and a remarkable **energy saving**.

It is made of a *Load Sensing* modular proportional distributor, with increased capacity of the first and secondary arms function. It is powered by an axial piston pump with variable displacement.

Max flow	660 l/min
<b>Max pressure</b>	<b>350 bar</b>
Lifting circuit	350 bar
Travel circuit	350 bar
Rotation circuit	280 bar
Auxiliary circuit	250 bar

- ☑ Hydraulic oil tank with safety valve.

### Cooling

Aluminum radiator for Hydraulic oil, engine's motor liquid and intercooler, with **anti-clogging meshes**.

A special, **high capacity fan** with a broad blade, **reduce the overall noise**.

- Hydraulic oil preheating 230 V ac.
- Electromagnet hydraulic system.
- Additional hydraulic circuit and saddle for shears.

### Electronic management

System control with **microprocessor** with hydraulic drive, which controls the injection pump of the diesel engine. "*Fine mode*" for precision movements and "*auto-idle*" function for energy saving.

In case of electronic malfunctioning, it is however possible to move the machine, although with reduced power.



## EQUIPMENT

- ☑ Standard
- Optional



### HIGHEST EFFICIENCY

Thanks to the *Load Sensing* electronic control, speed and load capacity are among the best-in-class and enable quick and precise work cycles.



### ENVIRONMENTAL CARE

Reduced fuel consumption and emissions under the strictest standards; patented system which enables to reduce  $NO_x$ , with no need of anti-particulate filters.

## UPPER CARRIAGE

Rotation group with "swing drive" axial pistons engine with LS control section and braking valve, set on a double-stage planetary gearbox with hardened pinion. Alloy-steel slewing ring, with double row and external hardened gear.

Swing bearing diameter	1490 mm
Max rotation speed	6 - 8 rpm

✔ Automatic lubrication system for rows and gear with nylon pinion.

The structure of the uppercarriage is provided with a counter-weight ballast made of cast iron, produced with privately owned molds.

✔ Handrail and stairs for filters' access.

○ Upper carriage's perimetric handrail.



### Operator's cabin

Soundproofed cabin in order to guarantee the best comfort to the operator; wide glazed surfaces allow the best view in each direction. Under the roof the cabin is provided with retractable front crystal, lower front crystal and fixed crystal on the roof, in order to guarantee the best view above; wiper; openable side glass; radio set-up with antenna and speakers; document case and bottle holder.

✔ Roll-bar grid, sunroof, sunblind, working lights.

✔ Flashing orange light.

○ Protective film for crystals.

○ FOPS/FOGS device.

Certified MIN 100/6.0 model with parallelogram lifting, with air conditioning and heating (anti-dust filter, windscreen heating, air circulation).

✔ Air conditioner with microfilter.

○ Activated carbon microfilter.

○ Automatic air conditioning.

○ Auxiliary heating system.

○ Pressurization system with carbon filter/HEPA.

Vehicle roof's height	6,00 m
Operator level height	ca 5,40 m

✔ Emergency lowering system, from the cabin and from the ground.

Grammer® ACTIMO model seat with steel manipulators' holder; swing control, independent slide adjustment, fold-down backrest, lumbar strip adjustment, arm and head support.

○ Weight adjustable seat.

✔ XL seat with pneumatic suspension and heating Safety belt.

✔ Safety belt.

✔ Radio with MP3 player, USB/Bluetooth.

✔ Cameras for shadowy areas.

✔ Electronic anti-tipping system.

✔ Multi-function color display 7".

○ Intouch® computer system.

○ Fire extinguisher.

### Steering

Hydraulic steering with dedicated pump and safety valve. Steering cylinder on the axle. Steering column with adjustable inclination.

○ Steering system with electrical buttons on joysticks.

### Control

Fully servo-driven controls: the two main manipulators are within the armrests and control the boom and the stick, the slewing movement and the grab. A single manipulator controls the front blade and the outriggers, while three pairs of electrical buttons control the grab's rotor, the telescopic extension and the cabin.

✔ Operator's Presence Switch.

○ Proportional-electrical servo-control.

○ Emergency and stationary brake.



### EASY DIAGNOSTIC

New electric device with color screen 7" which allows to monitor the main working parameters, considerably helping the operator.



### LOW MAINTENANCE COSTS

Easily available spare parts, common fittings, extended maintenance intervals.

## CARRO HEAVY DUTY

**Four-wheel drive** HD undercarriage through HD axials in steel box, with epicyclic gears.

Undercarriage width and axial	3000 mm	3200 mm
M40.12	☑	-
M40.13 ARC	☑	☑
M40.145	☑	☑
M40.16	☑	☑

Hydrostatic drive with hydraulic motor with variable capacity axial pistons; blocking device for the max. capacity. Manual two-speed transmission, selectable from the operator's cabin.

Max speed in 1 <sup>st</sup> gear	4 km/h
Max speed in 2 <sup>nd</sup> gear	12 km/h
Max inclination/slope	30%
Axle load capacity (each)	60 t

### Wheels

No. 08 super elastic rubber wheels 12.00x20" (3000 mm-wide) on heavy duty 8" rims with rubber spacers between the wheels or 12.00x24" (3200 mm-wide) on heavy duty 8,5" rims.

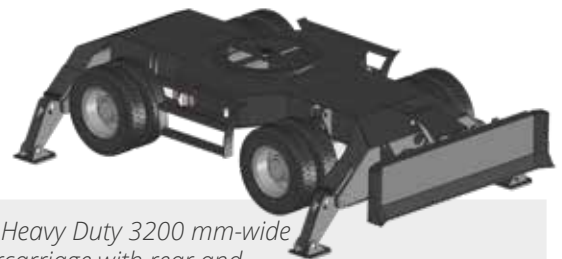
### Brakes

Wet-type multiple disc brakes operating to both axles. Negative brake system on both axles (wet discs). During work the machine is perfectly locked.

- ☑ **Reverse gear buzzer.**
- ☑ Undercarriage with rear outriggers and front dozer blade with two cylinders & integrated cylinder shield.
- ☑ Hydraulic front and rear outriggers.
- ☑ Four outriggers and front blade.
- ☑ Manual greasing system.
- ☑ Tow hitch.



*Heavy Duty 3000 mm-wide undercarriage with rear and front outriggers (optional blade)*



*Ultra Heavy Duty 3200 mm-wide undercarriage with rear and front outriggers (optional blade)*



### HIGH STANDARD SAFETY DEVICES

Several safety devices to guarantee operator cab security & comfort.



### RELIABILITY

60 years of manufacturing experience and first quality components allow us to offer stability, safety, design, and long-lasting machines, 100% made in Italy.

## ARMS

High resistance steel and "FEM-Verified" arms.

### M40.12

<b>Straight boom</b>	6700 mm
<b>Monoblock stick</b>	5000 mm
Total outreach	<b>11,7 m</b>

### M40.13 ARC

<b>Curved boom</b>	7300 mm
<b>Monoblock Stick</b>	5000 mm
Total outreach	<b>12,7 m</b>

### M40.145

<b>Straight boom</b>	8200 mm
<b>Monoblock stick</b>	6400 mm
Total outreach	<b>14,5 m</b>

### M40.16

<b>Straight boom</b>	9000 mm
<b>Monoblock stick</b>	7300 mm
Total outreach	<b>16 m</b>



### Hydraulic cylinder

Cylinders with hydraulic-end-stroke brakes. Chrome plated & hardened stems. **Safety valves** on each cylinder.

- ☑ LED working lights.
- ☑ Secondary arm end-switch.
- ☐ Logs guard.

### Lubricating system

Centralized system for arms and upper carriage:

- ☑ Automatic greasing with timer & diagnostic system; 12/14 lubrication points.

## TERA7 SYSTEM

Innovative Electronic Diagnostic System with 7" color display. The control unit collects all machine's parameters and displays them through easy-to-read graphical symbols, for an immediate understanding.

In case of anomalies or malfunctioning, the operator is warned with indication of the error level.

In addition to the anti-tipping device, the system supplies info regarding the deadline service and weight.

### Parameters

- Engine speed.
- **Anti-tipping system.**
- Material handler status.
- Gasoline level and liquid temperatures.
- Engine and hydraulics malfunctionings.

### Secondary pages

- Consumption.
- Weighing (approx ±5%).
- Service timing.
- Working range limits.



[www.officineminelli.it](http://www.officineminelli.it)



**OFFICINE MINELLI s.r.l.**

Via Padana Superiore, 1  
 25046 Cazzago San Martino (BS) - ITALY  
 Tel. +39 030 725012 r.a.  
 Fax +39 030 7254518  
[info@officineminelli.it](mailto:info@officineminelli.it)

